

Plan Safer, Smarter Voyages with Ease Using Sailors Planner

eBOOK



SAILORS PLANNER

Introduction

Welcome aboard! I'm Frank, the creator of Sailors Planner™. As an avid sailor, I've experienced firsthand the stress of scattered planning ...text messages, spreadsheets, email threads, and scribbled checklists. That fragmentation can lead to forgotten gear, unclear responsibilities, and in worst cases, safety oversights.

That's why I created Sailors Planner: to give skippers, sailing instructors, and recreational crews a smarter way to plan. This system brings together everything you need ...from float plans and crew coordination to marine forecasts, checklists, and route tracking ...in one digital dashboard.

Whether you're preparing for a local day sail, a multiday passage, or a training voyage with students, this eBook will show you how to use Sailors Planner to sail smarter, safer, and more confidently.




CHAPTER 1

The Modern Float Plan: More Than Just a Paper Form



CHAPTER 1

What is a Float Plan?



A float plan is a document that outlines your vessel's route, departure and arrival times, crew list, emergency contacts, and safety equipment. In emergencies, it's a lifesaving document that enables rescuers to act quickly.

CHAPTER 1

Why It Matters

Every experienced sailor knows that even well-planned sails can run into the unexpected. Weather can change, engines can fail, and delays happen. A float plan shared with someone ashore ensures someone knows when you should return and what action to take if you don't.

PAPER VS. DIGITAL: COMMON PITFALLS

Paper float plans are easy to lose, hard to update, and rarely include dynamic features like forecast integration. PDF templates help, but you still end up copying the same info for every trip.



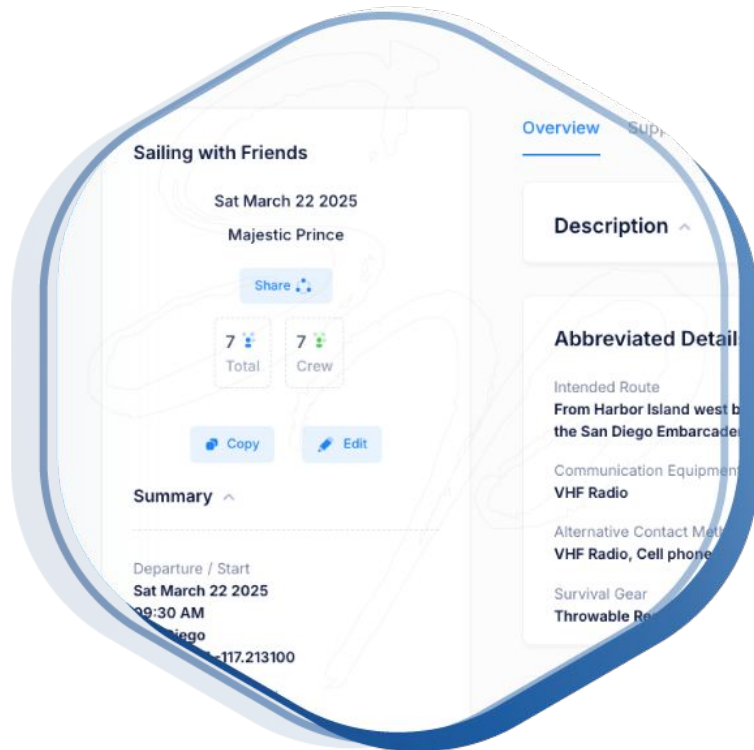
CHAPTER 1

Sailors Planner: Float Plans in Minutes

Sailors Planner automates the creation of detailed float plans. Just enter your sail details ...departure point, date, vessel, and crew... and the platform formats it all into a professional plan.

SHARE SEAMLESSLY

Each float plan generates a unique, secure link you can send to a shoreside contact. You can also save as a print-friendly PDF.



CHAPTER 2

Seamless Crew Coordination for Smoother Voyages



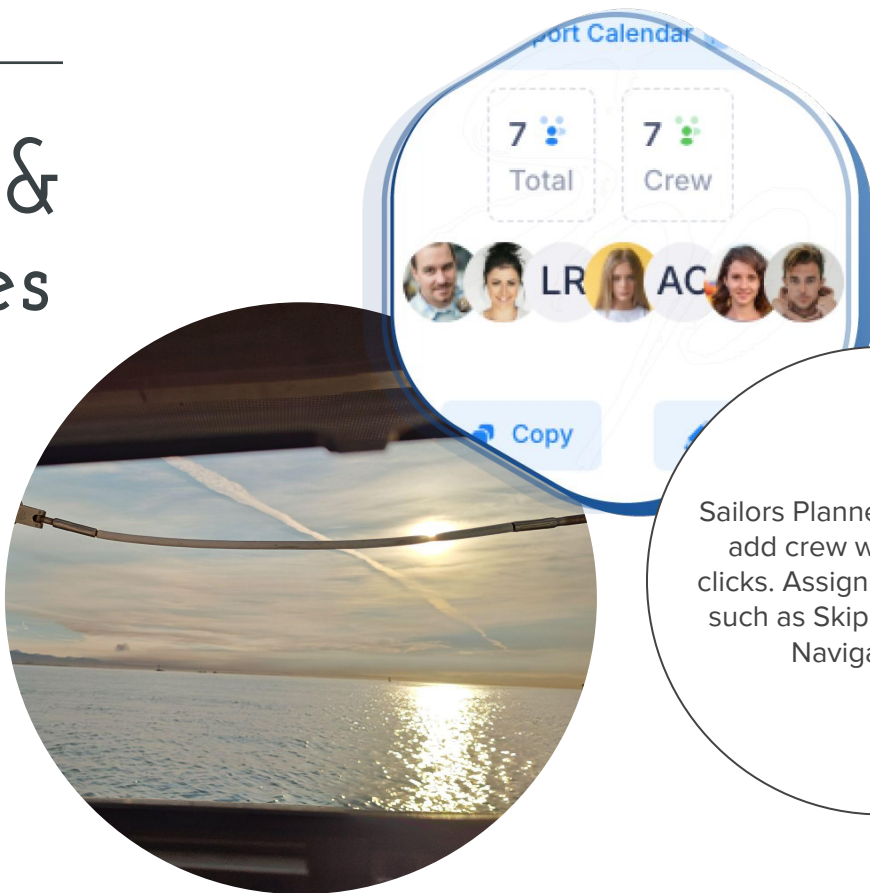
CHAPTER 2

Clear Communication = Better Sailing



CHAPTER 2

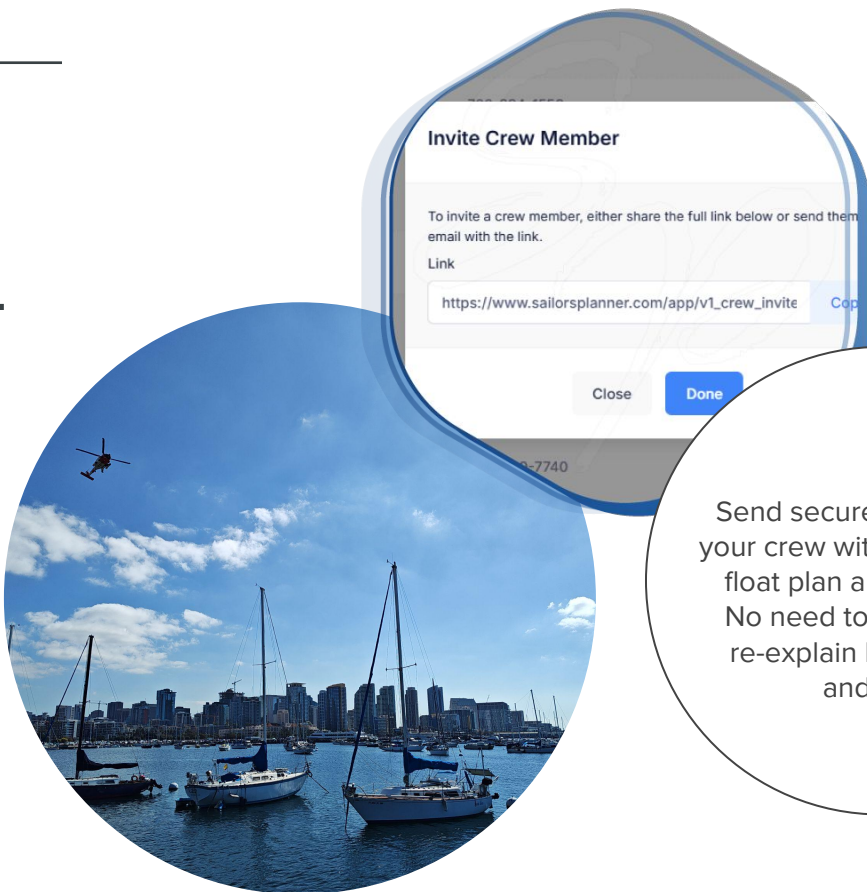
Add Crew & Assign Roles



Sailors Planner allows you to add crew with just a few clicks. Assign responsibilities such as Skipper, First Mate, Navigator, etc.

CHAPTER 2


Invite and Inform



Send secure invitations to your crew with access to the float plan and checklists. No need to email files or re-explain logistics over and over.

CHAPTER 2

Track Responsibilities



Assign tasks like provisioning, safety checks, or specific watch duties. This ensures accountability and reduces last-minute scrambling.

| SUPPLY ITEM & QUANTITY | ASSIGNED | STATUS |
|--|----------------------|-------------|
| Jackline 1 1x Safety Overnight. | <input type="text"/> | Not Started |
| Drinking Water At least 1 gallon per person, per day Water All | Alex | Used |
| VHF Radio 1 Safety All | Amelia | Not Started |

For those who sail with the same crew often, Sailors Planner lets you manage a "frequent crew" list so you can easily re-add them in future plans.

CHAPTER 3

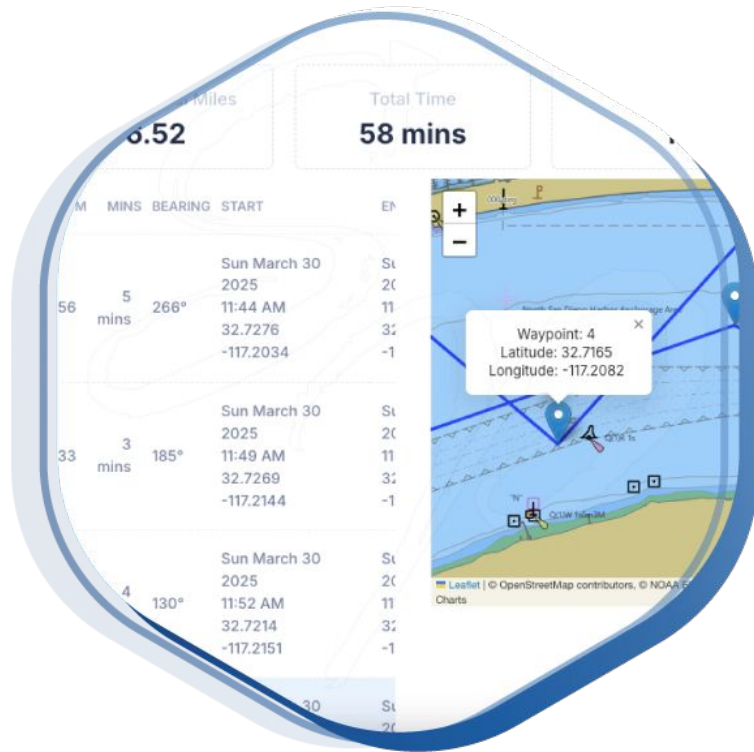
Your Route, Your Way: Interactive Planning & Forecast Integration



CHAPTER 3

Plotting a Course with Waypoints

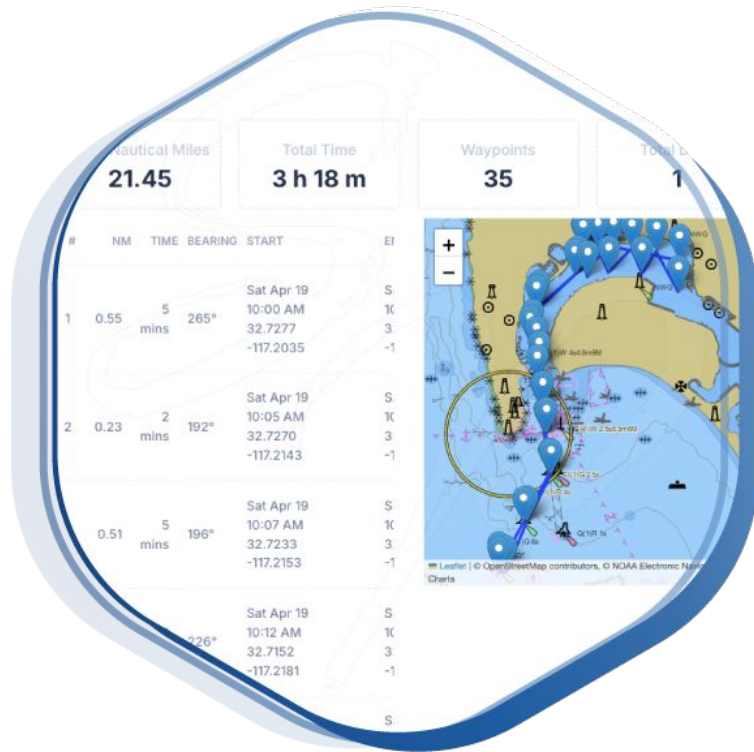
Use Sailors Planner's map interface to chart your voyage with waypoints and segments. Drop a marker for each leg of your journey ...departure harbor, anchorages, ports of call... and adjust them visually.



CHAPTER 3

Build an Interactive Itinerary

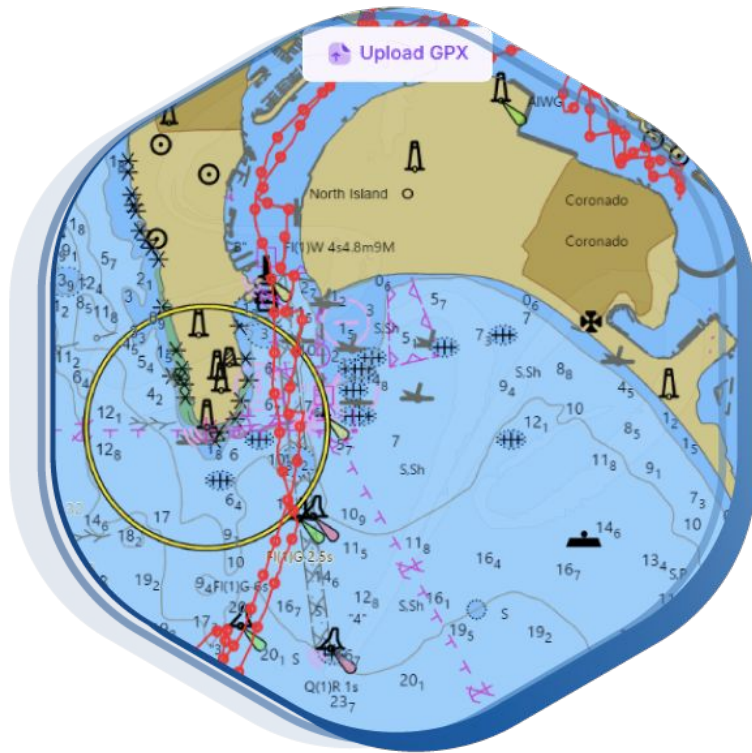
Each waypoint becomes part of a timed itinerary. Enter estimated duration for each segment and Sailors Planner calculates your expected arrival times.



CHAPTER 3

Upload Your GPX for Post-Sail Review

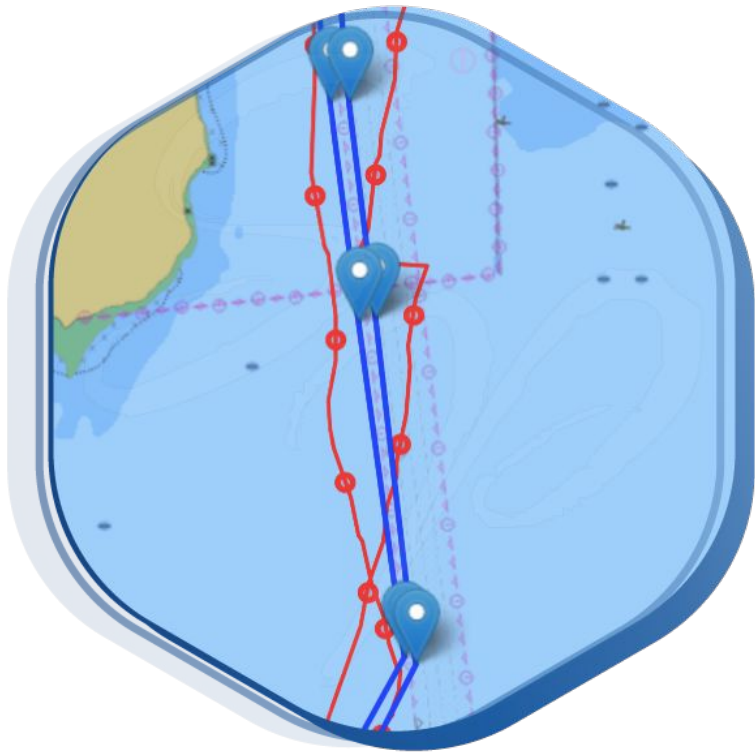
After your voyage, upload your GPX file from any GPS device or app. Sailors Planner will overlay your actual track on the map alongside your planned route, allowing you to review and debrief.



CHAPTER 3

Real-World vs. Planned Comparison

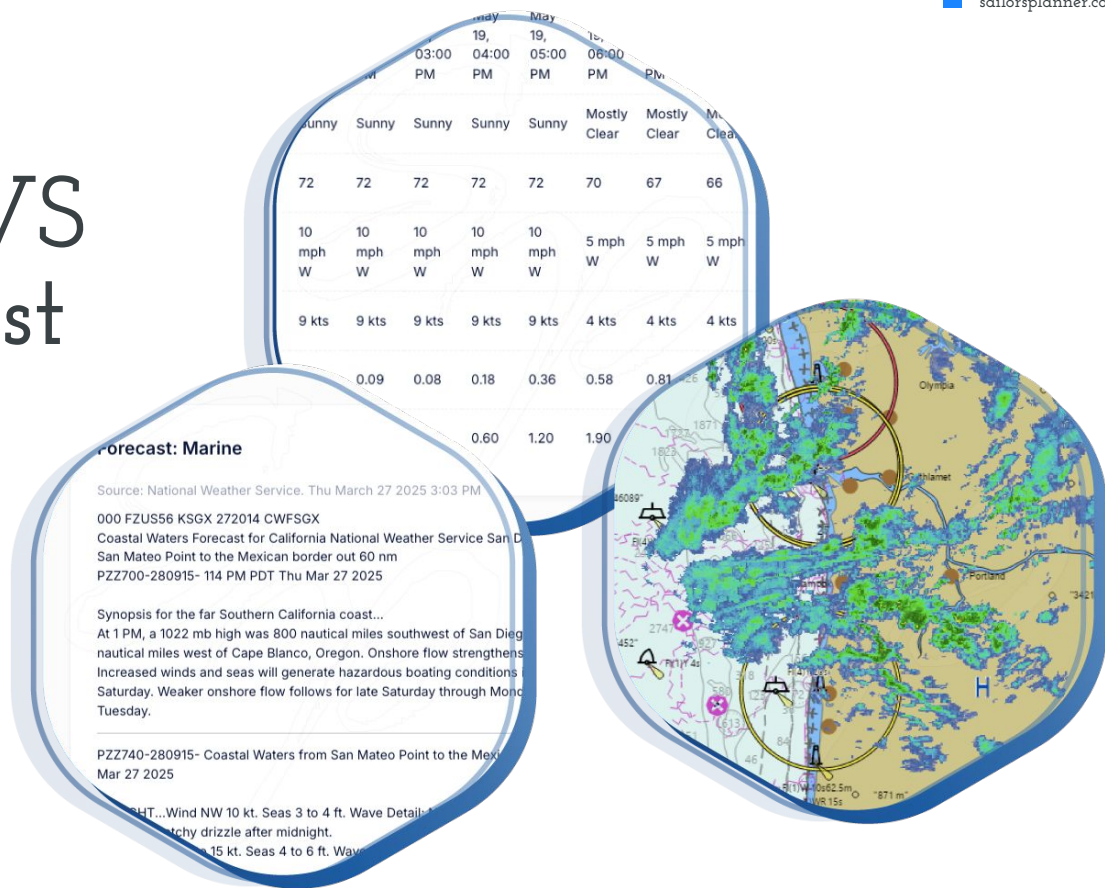
See where your course diverged from the plan. This is great for learning, training, and adjusting future routes.



CHAPTER 3


NOAA & NWS Marine Forecast Integration

Get live hourly weather, wind speed/direction, tides, and air temps directly within your plan. Sailors Planner pulls from official sources to help you anticipate conditions.



CHAPTER 4

Smarter Checklists That Save Time and Increase Safety



CHAPTER 4

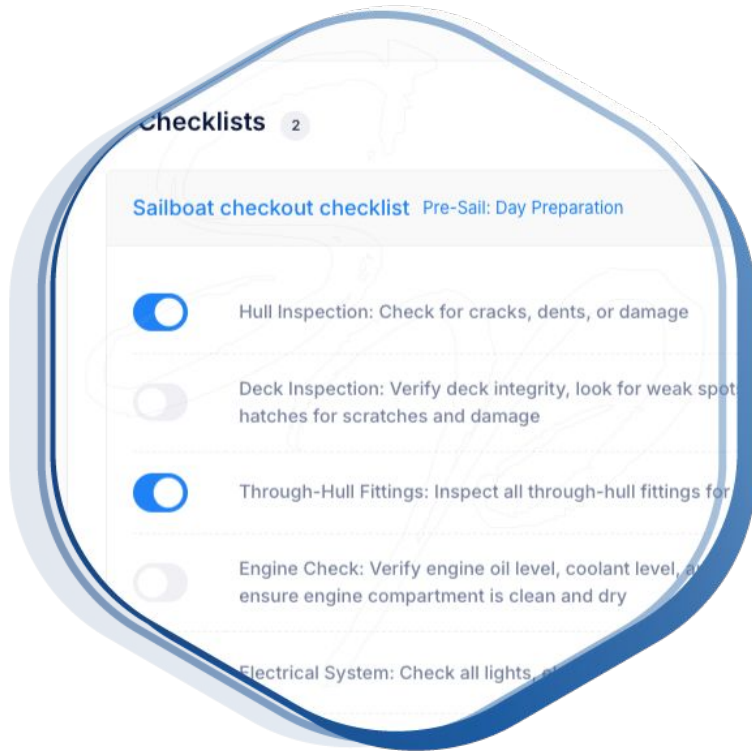
Don't Rely on Memory

Even seasoned sailors forget details.

A checklist ensures key tasks aren't missed.

Build Custom Reusable Checklists

Create and label checklists for anything:
pre-departure inspections, overnight safety checks,
post-return clean-up, etc.



CHAPTER 4

Don't Rely on Memory

COLLABORATE WITH CREW

Assign checklist sections to crew. Mark tasks as complete and keep everyone informed.

ONE PLAN, MANY USES

Checklists can be reused across different float plans. No need to rebuild from scratch.

REAL-LIFE EXAMPLES:



Boat Inspection: Check hull, bilge, hatches



Safety Equipment: Verify PFDs, fire extinguishers, EPIRBs



Navigation Tools: Confirm GPS, VHF, charts



Overnight Prep: Galley stock, batteries, anchor gear



CHAPTER 5

Provisions & Supplies: Organized and Accountable



CHAPTER 5

Tailor Your Inventory

Use Sailors Planner to create a categorized supply list tailored to your sail type: day trip, overnight, or multiday voyage.

CATEGORIES THAT MAKE SENSE

Organize items under Food, Water, Safety, Navigation, Tools, and Misc.

| SUPPLY ITEM & QUANTITY | ASSIGNED |
|--|----------|
| Jackline 1 1x Safety Overnight | |
| Drinking Water At least 1 gallon per person, per day Water All | Alex |
| VHF Radio 1 Safety All | Amelia |
| Your own PFD | |

CHAPTER 5

Assign to Crew

Designate responsibility for each item. Who's bringing the first aid kit? Who's packing the tools? Everyone will know.

TRACK ITEM STATUS

Update the status of each item: Not Started, Packed, Onboard, Used, Replaced.

AVOIDING OVERSIGHTS

Clear responsibilities prevent "I thought someone else had it" moments.



CONCLUSION

Smarter Sailing Starts With Smarter Planning



CONCLUSION



Sailors Planner isn't just about building float plans. It's about building better habits. With just a little upfront time, you unlock huge benefits: saved time, reduced stress, clearer communication, and improved safety.

All in one place. All digital.

WHAT YOU NOW HAVE:



A reusable float plan



Live marine forecast data



An interactive map-based itinerary



Safety and prep checklists



A coordinated, informed crew



Supplies management

Wherever the wind takes you next,
make your plan first.

Try Sailors Planner today. Use promo code
SAILSMART for a complimentary first float plan.

Sailors Planner

www.sailorsplanner.com